


# Broch WebQuest

Follow the instructions below to complete your WebQuest.  
Where you see a box as shown to the right, tick to show that you have carried out the task.




1. Follow the link to watch a video about brochs



2. What is the name of the broch near Abbey St Bathans, in the Scottish Borders?

.....

3. a) Explore the 3D model of the remains of the broch



b) How many entrances are there to get into the broch from outside?

.....

c) How many doorways are there from the inside of the broch into rooms within the thickness of the broch wall?

.....

4. How tall are the surviving walls at Edin's Hall?

.....

5. How tall is the tallest surviving broch in Scotland?

.....



6. What sort of crafts and activities were carried out during everyday life in the Iron Age? Write down three of the crafts/activities

.....

.....

.....

7. Have a look at the reconstruction drawings to get an idea of what the inside of the broch might have looked like.

8. Based on the things you have seen and read, do you have any questions about living in a broch? Write them down here, and if your teacher gives you permission, do some more research to see if you can find out the answers.

8. Imagine what you think it would be like to build and live in a broch. Make a list of the pros and cons of living in a brochs. Pros are good things, the advantages of living in a broch. Cons are disadvantages, things that might make living in a broch a bit unpleasant. Write down as many as you like - just add more numbers to the lists if you need to.

Pros

- 1.....
- 2.....
- 3.....
- 4.....
- 5.....
- 6.....

Cons

- 1.....
- 2.....
- 3.....
- 4.....
- 5.....
- 6.....

**With your team, create a poster about life in a broch**


1. Draw a broch in the centre, including:
  - your idea of what you think the roof might have looked like
  - as many storeys (floors) as you think the broch might have had
  - internal details such as furniture, fire, lamps etc
  - people carrying out activities inside the broch
2. Explain what a broch is by including a sentence that begins, “A broch is.....”
3. Write all the pros down on side of the poster, and all the cons down the other.
4. Include a final decision: does living in a broch get a yes or a no, a thumbs up or a thumbs down from your team?



There are some additional links on the website, if you would like to explore some more 3D reconstructions of brochs.



Caption for activity



Caption for activity



Caption for activity



Caption for activity



Caption for activity



Caption for activity



Caption for activity



Caption for activity



Caption for activity

*project examples showing wide range of activities*